




Hassocks Infant School
Weekly information for Parents and Carers
Weekly Overview

Year group: 2

Date: W.B. 15.9.2025

Area of learning	What we will be learning	
<p>Communication, Language and Literacy</p>	<p>We will be starting to look at our core text this week.</p>  <p>This week we are learning to:</p> <p>Can I use adjectives to add detail?</p> <p>Can I use three simple noun phrases to describe a setting?</p> <p>Can you use 3 adjectives to make your sentence more powerful?</p> <p><u>With your child you could:</u></p> <ul style="list-style-type: none"> Play the 'supermarket game' to make longer sentences? <p>Eg: 'In the coral reef I saw... a green turtle, a wiggly octopus and an enormous shark.'</p>	<p><u>Phonics and spelling focus:</u></p> <p>Review our year 1 learning by practising the GPCs: a-e, ai, ay, a, eigh, ea, ey, aigh, y, ea, ee, e, ie, ey, e-e, igh, i-e, i, y, ie, ow, o, o-e oa, oe, ou</p> <p>Reviewing the tricky words: People, eye, whole</p> <p>We will also be reading and writing sentences. It is really good to practise this at home by 'dictating' lists and memos for your child to write down.</p>
	<p><u>Handwriting:</u> This term we review and focus on the letter families.</p> <div style="display: flex; justify-content: space-around; align-items: center;"> <div style="text-align: center;"> <p>Long Ladder Letters</p>  </div> <div style="text-align: center;"> <p>Curly Caterpillar Letters</p>  </div> </div> <p>We will practise our handwriting 3 times a week working on:</p> <ul style="list-style-type: none"> Whiteboards. Big sheets Handwriting sheets 	
<p>Mathematical Development</p>	<p>This week we will be exploring place value of numbers to 100.</p> <p><u>We will be learning to:</u></p> <ul style="list-style-type: none"> What do digits mean in two digit numbers? Can you compare two digit numbers? Can you order numbers? How can we partition numbers into tens and ones? <p><u>Words you might hear your child say:</u></p> <ul style="list-style-type: none"> Partition 	

	<ul style="list-style-type: none"> Greater than/less than/equal to/compare <p>With your child you could:</p> <ul style="list-style-type: none"> Count forwards and backwards in ones and tens Put three numbers in order from greatest to smallest
Jigsaw	<p>Our unit this term will focus on the theme of 'Being Me in my World'. This week's learning question is: How can I be responsible member of my class and community?</p>
Geography	<p>This unit will focus on our BIG enquiry question, 'Why should we look after our oceans?'</p> <p>This week we will explore and discuss:</p> <ul style="list-style-type: none"> Why are our oceans under threat? How can we protect our oceans? <p>Vocabulary Ocean, sea, habitat, medicine, oxygen, food, continent, map, globe.</p>
RE	<p>Our big question this term is: Who should look after nature?</p> <p>This week we will answer: Can I recall the Christian Creation story?</p>
Music	<p>This term we will be learning folk songs and create sounds to represent three contrasting landscapes: seaside, countryside and city.</p>
Physical Development	<p>Jenny will lead our Tuesday PE sessions and class teachers will lead sessions on Wednesday. We will be learning playground games, as well as exploring a variety of invasion games. Please ensure that your child has appropriate PE kit in school.</p>
Any Other Information	<p><u>PE kits and wellies</u> Thank you for those of you who have already brought in PE kits and wellies. Please remember to bring in PE kits - these consist of short/ leggings or joggers and a white t-shirt. Your child will also need trainers. It would be great if you could label every item with your child's name as this makes it much easier to locate and return their property to them if mislaid. Our PE days are Tuesday and Wednesday.</p> <p><u>Reading books</u> Phonics books will be sent home at the end of the week.</p> <p><u>Plain T-shirts</u> As part of our Geography Unit 'Oceans and Sustainability', we will be decorating t-shirts to raise awareness of environmental issues. Please can you send your child in with a plain, named t-shirt by Thursday 18th September . These will be decorated and sent home at the end of the week.</p> <p><u>Purple Mash homework (optional)</u> Every two weeks, we will set optional homework on Purple Mash which will be a game or a quiz which retrieves skills previously taught in school.</p> <p>This week, your child can play 'Bond Bubbles'</p>



This can be found by:

1. Logging in on <https://www.purplemash.com/#tab/home> (login and passwords are in the children's book bags)
2. Click on '2do' in the top left corner
3. Click on the game and instructions will come up