




**Hassocks Infant School**  
**Weekly information for Parents and Carers**  
**Weekly Overview**

**Year group: 2**

**Date: W.B. 13.10.25**

Area of learning	What we will be learning	
<p><b>Communication, Language and Literacy</b></p>	<p><b>Our focus text is:</b></p>  <p><b>This week we are learning to:</b></p> <ul style="list-style-type: none"> <li>• discuss what is fact and what is fiction.</li> <li>• Discuss the importance of researching accurate information about sea creatures.</li> <li>• Write a fact about one sea creature.</li> </ul> <p><u>At home you can:</u>            Talk about and discuss ‘what is happening to the sea creature in our oceans? And how we can protect them.</p> <p>Try and use our focus vocabulary at home with your child -  <i>Vast, spluttered, barnacles, beady, paddle shaped flippers, beautiful, squawked, wrinkly</i></p>	<p><b><u>Phonics and spelling focus:</u></b></p> <p><b>Review our year 1 learning by practising the GPCs:</b>            ie /ee/ ie /igh/            y /ee/ y /igh/ y /i/            ea /ee/ ea /e/            a /a/ a /ai/</p> <p><b>Reviewing the tricky words:</b></p> <p>Friend</p> <p>We will also be reading and writing sentences. It is supportive to practise this at home by ‘dictating’ lists and memos for your child to write down.</p> <p>At home you can practise using letter names with your child as we are starting to use these more frequently in class.</p>
	<p><b><u>Handwriting:</u></b>            This term we review and focus on the letter families.</p> <div style="display: flex; justify-content: space-around; align-items: center;"> <div style="text-align: center;"> <p>Long Ladder Letters</p>  </div> <div style="text-align: center;"> <p>Curly Caterpillar Letters</p>  </div> </div> <p style="text-align: center;">We will practise our handwriting 3 times a week working on:</p> <ul style="list-style-type: none"> <li>• Whiteboards.</li> <li>• Big sheets</li> <li>• Handwriting sheets</li> </ul>	

<p><b>Mathematical Development</b></p>	<p>This week we will be learning to add and subtract across ten.</p> <p><b><u>We will be learning:</u></b>  How can we add when we go over ten?  Can I use a number line to add across ten?  Can I choose a method that works for me?</p> <p><b><u>Words you might hear your child say:</u></b></p> <ul style="list-style-type: none"> <li>• Partition</li> <li>• Total</li> <li>• Addend</li> <li>• Bridge</li> <li>• Method</li> <li>• Number line</li> <li>• Ten frames</li> </ul> <p><b><u>With your child you could:</u></b></p> <ul style="list-style-type: none"> <li>• Practice number bonds to ten</li> </ul> <p><a href="https://www.bbc.co.uk/iplayer/episode/b0bn5k6h/numberblocks-series-3-ten-again?seriesId=b08bzfhn-structural-3-b0bls7vy">https://www.bbc.co.uk/iplayer/episode/b0bn5k6h/numberblocks-series-3-ten-again?seriesId=b08bzfhn-structural-3-b0bls7vy</a></p>
<p><b>Science</b></p>	<p>Our big question is: What is a habitat?</p> <p>This week we will explore:</p> <ul style="list-style-type: none"> <li>• What are the features of different habitats?</li> <li>• How different living things live in habitats that are suited to their needs.</li> </ul> <p>With your child you could:  Go on a walk outside and spot different things – is it living, not living or has it never been alive?</p> <p>E.g. – a tree, a rock, a sign, a car, a door, any wildlife?</p>
<p><b>Music</b></p>	<p>This week we will continue to prepare for the Harvest Festival assembly by learning some songs.</p>
<p><b>Physical Development</b></p>	<p>Jenny will lead our Tuesday PE sessions and class teachers will lead sessions on Wednesday. We will be learning playground games, as well as exploring a variety of invasion games. Please ensure that your child has appropriate PE kit in school.</p>
<p>Any Other Information</p>	<p><b><u>Reading helpers!</u></b>  We are desperate for parents, grandparents, aunties or uncles to come in to support reading. If you have any days free, please could you pop into the office and let them know you are available to read.</p> <p><b><u>Junk modelling</u></b>  We are in need of junk modelling (shoebox size or smaller) for our science lesson next week. If you have any, please can it be sent directly into class with your child before Thursday. Thank you in advance.</p>

**PE Days**

Please could we ask all long hair is tied back on PE days, these are Tuesday and Wednesday. Thank you!

**Purple Mash homework (optional)**

Every two weeks, we will set optional homework on Purple Mash which will be a game or a quiz which retrieves skills previously taught in school.



This week, your child can have a go at labelling the 5 major oceans that we learnt last week in Geography.

This can be found by:

1. Logging in on <https://www.purplemash.com/#tab/home> (login and passwords are in the children's book bags)
2. Click on '2do' in the top left corner
3. Click on the game and instructions will come up