





Hassocks Infant School
Weekly information for Parents and Carers
Weekly Overview

Year group: 2

Date: W.B. 20.10.25

Area of learning	What we will be learning	
<p>Communication, Language and Literacy</p>	<p>Our focus text is:</p>  <p>This week we are learning to:</p> <ul style="list-style-type: none"> • Do I know how to make a proper sentence? • Can I listen to a sentence and write it down correctly? • Can I follow instructions? <p><u>At home you can:</u> Talk</p> <p>Try and use our focus vocabulary at home with your child - <i>Vast, spluttered, barnacles, beady, paddle shaped flippers, beautiful, squawked, wrinkly</i></p>	<p><u>Phonics and spelling focus:</u></p> <p>All week, we are reviewing our Phase 5 sounds.</p> <p>We will also be reading and writing sentences. It is supportive to practise this at home by 'dictating' lists and memos for your child to write down.</p> <p>At home you can practise using letter names with your child as we are starting to use these more frequently in class.</p>
	<p><u>Handwriting:</u> This term we review and focus on the letter families.</p> <div style="display: flex; justify-content: space-around; align-items: center;"> <div style="text-align: center;"> <p>Long Ladder Letters</p>  </div> <div style="text-align: center;"> <p>Curly Caterpillar Letters</p>  </div> </div> <p>We will practise our handwriting 3 times a week working on:</p> <ul style="list-style-type: none"> • Whiteboards. • Big sheets • Handwriting sheets 	
<p>Mathematical Development</p>	<p>This week we will be learning to add and subtract across ten.</p> <p><u>We will be learning:</u> What do I know about subtraction? How can we subtract when we go across 10? What does difference mean?</p> <p><u>Words you might hear your child say:</u></p>	

	<ul style="list-style-type: none"> • Partition • Total • Addend • Bridge • Method • Number line • Ten frames • Subtract <p>With your child you could:</p> <ul style="list-style-type: none"> • Practice subtraction across 10. • Number blocks subtraction videos. https://www.youtube.com/watch?v=fny08U18ik
<p>Computing</p> 	<p>In this unit, we will learn to create pictures on Purple Mash.</p> <p>We will use different modes on '2 paint a picture' to create different types of artwork and explore saving, typing and mouse control.</p>
<p>Music</p>	<p>This week we will focus on:</p> <p>Can I perform a song with beat actions?</p> <p>With your child, you could play rhythmic clapping games.</p>
<p>Physical Development</p>	<p>Jenny will lead our Tuesday PE sessions and class teachers will lead sessions on Wednesday. We will be learning playground games, as well as exploring a variety of invasion games. Please ensure that your child has appropriate PE kit in school.</p>
<p>Any Other Information</p>	<p>Show and tell Although we love hearing about your child's achievements, the year 2 timetable is very busy so we unfortunately don't have time for show and tell. However, books or very special items related to our topic are still welcome, as we can fit these into our daily story times. Thank you!</p> <p>Fidget to focus objects We have plenty of concentration aids in school, if your child requires one then we will provide it unless previously discussed with their teacher.</p> <p>Plastic bags Could you please send in a plastic bag with your child that we can upcycle into a kite for our fantastic finish! We need these by Wednesday please.</p> <p><u>Purple Mash homework (optional)</u></p>