



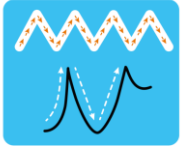



Hassocks Infant School
 Weekly information for Parents and Carers
 Weekly Overview

Year group: 2

Date: W.B. 17.11.25

Area of learning	What we will be learning	
<p>Communication, Language and Literacy</p>	<p>Our focus text is:</p>  <p>This week we are learning:</p> <ul style="list-style-type: none"> - Can I use new vocabulary? - Can I join ideas using 'and'? - Can I use adjectives to extend my ideas? <p>At home you can: Ask your child to tell you about an object using two describing words, for example: "The rocket is tall and shiny." Try and use our focus vocabulary at home with your child; <i>Astronaut, speechless, spectacular, extraordinaire</i></p>	<p>Phonics and spelling focus:</p>  <p>This half term we will be beginning the Little Wandle 'Bridge to Spelling' programme which builds on the children's phonics knowledge so that they can become more confident, independent spellers.</p> <p>This week we will focus on the questions, 'Why do some words end in k or ck?' and 'Why do some words end in ch or tch?'</p> <p>At home you can practise using letter names with your child as we are starting to use these more frequently in class.</p> 
	<p>Handwriting: This term we review and focus on zig zag and one armed robot letter families.</p> <div style="display: flex; justify-content: space-around;"> <div data-bbox="379 1397 746 1648"> <p>One-armed Robot Letters</p>  <p>b h k m n p r</p> </div> <div data-bbox="794 1397 1066 1648"> <p>Zig-zag Letters</p>  <p>w x z</p> </div> </div> <p>We will practise our handwriting 3 times a week working on:</p> <ul style="list-style-type: none"> • Whiteboards. • Big sheets • Handwriting sheets 	

<p>Mathematical Development</p>	<p>This week we will be using number facts to add multiples of 10 to a 2-digit number.</p> <p><u>We will be learning:</u> Can I subtract ones from a two-digit numbers when we cross a ten? Can I add multiples of ten? Can I subtract multiples of ten?</p> <p><u>Words you might hear your child say:</u></p> <ul style="list-style-type: none"> ● Add ● Tens ● Ones ● Multiples of ten ● Subtract ● Partition <p><u>With your child you could:</u></p> <ul style="list-style-type: none"> - Take Away Tens: Write a few 2-digit numbers like 45, 62, or 78. Ask your child to take away 10, 20, or 30 from each one. Talk about how the tens number changes but the ones stay the same. - Split the Number: Pick a 2-digit number, like 36. Ask your child to show different ways to make it, like $30 + 6$ or $20 + 16$. They can use toys, coins, or drawings to help.
<p>Science</p>	<p>In this unit, we will be answering the big question, ‘Where do small creatures makes their homes?’</p> <p><u>We will be learning:</u></p> <ul style="list-style-type: none"> ● What is a microhabitat? ● Who lives in a microhabitat? ● What do animals eat? ● Where are the most animals? <p><u>Words you might hear your child say:</u></p> <ul style="list-style-type: none"> - Habitat, microhabitat, living, non-living, shelter, damp, dark, light, producer, consumer, food chain, predator, prey <p><u>With your child you could:</u></p> <ul style="list-style-type: none"> - Look for microhabitats around your garden/local area - Build a Microhabitat: Use Lego or craft scraps to make tiny homes for toy creatures Ask your child to hide the creatures and describe why they chose that spot: <i>Is it dark, damp, or sheltered?</i>
<p>Jigsaw</p> 	<p>This half term, we will continue following our Jigsaw scheme and focus on learning how to ‘Celebrate Differences’</p> <p><u>This week we will be learning:</u> To understand that bullying is sometimes about difference and how to help if someone is being bullied.</p>
<p>Physical Development</p>	<p>Jenny will lead our Tuesday PE sessions and class teachers will lead sessions on Wednesday. We will be learning Fitness/Yoga, as well as exploring a variety of indoor hand-eye games. Please ensure that your child has appropriate PE kit in school.</p>

Any Other
Information

Book Nook

This week we will be visited by The Book Nook. If your child wishes to purchase a book, please send them to school with money in a **named envelope**. The Book Nook will also be available for parents to visit after school. Oak and Holly classes will visit on Wednesday and Elm on Thursday.

Purple Mash homework (optional)

2 Race – Odds and evens

