



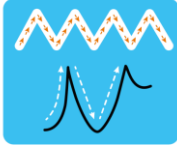



Hassocks Infant School
 Weekly information for Parents and Carers
 Weekly Overview

Year group: 2

Date: W.B. 24.11.25

Area of learning	What we will be learning	
<p>Communication, Language and Literacy</p>	<p>Our focus text is:</p>  <p><u>This week we are learning:</u></p> <ul style="list-style-type: none"> - Can I write in the present tense? - Can I write a question? - Can I choose appropriate adjectives? <p><u>At home you can:</u> Ask your child to tell you about an object using two describing words, for example: <i>“The rocket is tall and shiny.”</i></p> <p>Try and use our focus vocabulary at home with your child; <i>Speechless, spectacular, extraordinaire, rare, exotic.</i></p>	<p><u>Phonics and spelling focus:</u></p>  <p>This half term we will be beginning the Little Wandle 'Bridge to Spelling' programme which builds on the children's phonics knowledge so that they can become more confident, independent spellers.</p> <p>This week we will focus on the questions, 'When do I add the suffix -es/-s to words? And 'Why do I double the final letter in some words when I add the suffix -ing?'</p> <p>At home you can practise using letter names with your child as we are starting to use these more frequently in class.</p> 
	<p><u>Handwriting:</u> This term we review and focus on zig zag and one armed robot letter families.</p> <div style="display: flex; justify-content: space-around;"> <div data-bbox="379 1619 746 1653"> <p>One-armed Robot Letters</p>  <p>b h k m n p r</p> </div> <div data-bbox="815 1619 1042 1653"> <p>Zig-zag Letters</p>  <p>w x z</p> </div> </div> <p>We will practise our handwriting 3 times a week working on:</p> <ul style="list-style-type: none"> • Whiteboards. • Big sheets • Handwriting sheets 	

<p>Mathematical Development</p>	<p>This week we will be continuing to add and subtract two digit numbers.</p> <p><u>We will be learning:</u> Can I use related facts to add multiples of 10? Can I add four numbers? Can I add two two-digit numbers?</p> <p><u>Words you might hear your child say:</u></p> <ul style="list-style-type: none"> • Add • Tens • Partition • Digit <p><u>With your child you could:</u></p> <ul style="list-style-type: none"> • Take Away Tens: Write a few 2-digit numbers like 45, 62, or 78. Ask your child to take away 10, 20, or 30 from each one. Talk about how the tens number changes but the ones stay the same. • Split the Number: Pick a 2-digit number, like 36. Ask your child to show different ways to make it, like $30 + 6$ or $20 + 16$. They can use toys, coins, or drawings to help.
<p>Science</p>	<p>In this unit, we will be answering the big question, ‘Where do small creatures makes their homes?’</p> <p><u>We will be learning:</u></p> <ul style="list-style-type: none"> • What is a microhabitat? • Who lives in a microhabitat? • What do animals eat? • Where are the most animals? <p><u>Words you might hear your child say:</u></p> <ul style="list-style-type: none"> • Habitat, microhabitat, living, non-living, shelter, damp, dark, light, producer, consumer, food chain, predator, prey <p><u>With your child you could:</u></p> <ul style="list-style-type: none"> • Look for microhabitats around your garden/local area • Build a Microhabitat: Use Lego or craft scraps to make tiny homes for toy creatures Ask your child to hide the creatures and describe why they chose that spot: <i>Is it dark, damp, or sheltered?</i>
<p>Jigsaw</p> 	<p>This half term, we will continue following our Jigsaw scheme and focus on learning how to ‘Celebrate Differences’</p> <p><u>This week we will be learning:</u> To recognise what is right and wrong and how to look after myself and others.</p>
<p>Physical Development</p>	<p>Jenny will lead our Tuesday PE sessions and class teachers will lead sessions on Wednesday. We will be learning Fitness/Yoga, as well as exploring a variety of indoor hand-eye games. Please ensure that your child has appropriate PE kit in school.</p>

Any Other Information

Lantern-Making Workshops – Tuesday 25th & Thursday 27th

We will be running our lantern making workshops on **Tuesday 25th** and **Thursday 27th**. During the sessions, we will guide you through the process of creating the lanterns, to make lights to carry in the parade. All equipment will be provided by the school.

Each child may bring one adult to the workshop. As this activity requires adult support, children cannot attend on their own, and parents/carers must commit to staying for the duration of the session.

If you would like to make a lantern, please sign up through the school office. Spaces are limited.

Purple Mash homework (optional)

2 Race – Odds and evens

