


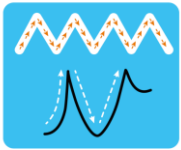



Hassocks Infant School
 Weekly information for Parents and Carers
 Weekly Overview

Year group: 2

Date: W.B. 8.12.25

Area of learning	What we will be learning	
<p>Communication, Language and Literacy</p>	<p>Our focus this week is: Poetry</p> <p><u>This week we are learning:</u></p> <ul style="list-style-type: none"> - What is a sentence? - Can I choose exciting adjectives? <p><u>At home you can:</u> Try and use our focus vocabulary at home with your child; <i>Speechless, spectacular, extraordinaire, rare, exotic.</i></p> <ul style="list-style-type: none"> • Play a game where you spot adjectives in books or around the house and talk about what makes them exciting. 	<p><u>Phonics and spelling focus:</u></p> <div style="text-align: center;">  </div> <p>This half term we will be beginning the Little Wandle 'Bridge to Spelling' programme which builds on the children's phonics knowledge so that they can become more confident, independent spellers.</p> <p>This week we will focus on reviewing and consolidating this half term's learning.</p> <p>At home you can practise using letter names with your child as we are starting to use these more frequently in class.</p> <div style="text-align: right;">  </div>
	<p><u>Handwriting:</u> This term we review and focus on zig zag and one armed robot letter families.</p> <div style="display: flex; justify-content: space-around;"> <div style="text-align: center;"> <p>One-armed Robot Letters</p>  <p>b h k m n p r</p> </div> <div style="text-align: center;"> <p>Zig-zag Letters</p>  <p>w x z</p> </div> </div> <p>We will practise our handwriting 3 times a week working on:</p> <ul style="list-style-type: none"> • Whiteboards. • Big sheets • Handwriting sheets • 	
<p>Mathematical Development</p>	<p>This week we will be naming and describing properties of 2D shapes.</p> <p><u>We will be learning:</u> Can I recall names and properties of simple 2D shapes? What is a polygon? Can I find different ways to sort polygons?</p>	

	<p><u>Words you might hear your child say:</u></p> <ul style="list-style-type: none"> • 2D shape • Side • Vertices <p><u>With your child you could:</u></p> <ul style="list-style-type: none"> • Go on a shape hunt at home or on a walk. Can your child spot circles, triangles, rectangles, or other polygons in the environment? • Play a quick game of “Guess the Shape” where you describe a shape’s properties and your child guesses which one you mean. • Build pictures using 2D shapes (e.g., houses, rockets, animals) and talk about the shapes used. •
<p>DT</p>	<p>In this unit, we will be answering the big question, ‘How can we make pictures move?’</p> <p><u>We will be learning:</u> What is a slider? What is a lever? Can I design a moving parts picture? Can I make an evaluate a product?</p> <p><u>Words you might hear your child say:</u> Slider, lever, mechanism, slot, pivot.</p> <p><u>With your child you could:</u></p> <ul style="list-style-type: none"> • Explore books or cards with moving parts and talk about how the sliders or levers work. • Try making a simple moving picture at home using paper, card, and a split pin or folded paper as a lever. • Talk about everyday objects with levers or sliders, like doors, drawers, or toys, and see if your child can explain how they move.
<p>Jigsaw</p> 	<p>This half term, we will continue following our Jigsaw scheme and focus on learning how to ‘Celebrate Differences’</p> <p><u>This week we will be learning:</u> To understand that it is OK to be different from other people and to be friends with them.</p>
<p>Physical Development</p>	<p>Jenny will lead our Tuesday PE sessions and class teachers will lead sessions on Wednesday. We will be learning Fitness/Yoga, as well as exploring a variety of indoor hand-eye games. Please ensure that your child has appropriate PE kit in school.</p>

Any Other Information

Year 2 Christmas Carol Show at URC

Our Christmas show is coming up, and we can't wait to share what the children have been practising! Please note the performance dates:

- Tuesday @ 9.30am: Holly Class & Oak Class parents invited
- Wednesday @ 2.15pm: Elm Class & Oak Class parents invited

NB. Oak class parents to choose which performance to attend. To ensure enough space for everyone, please attend only one performance.

Phonics books

We are running low on phonics books and are finding it hard to provide full sets to send home. If you have any phonics books from previous weeks, please could you return them to school.

Purple Mash homework (optional)



Thinking about your learning at school, how can you help stop bullying and be kind? Use Purple Mash to make a poster showing kind actions, what to do if you see something unkind, and who to ask for help. You can also show ways to encourage kindness, like helping others, using kind words, or including someone in a game.