


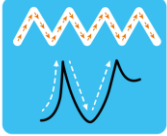



Hassocks Infant School
 Weekly information for Parents and Carers
 Weekly Overview

Year group: 2

Date: W.B. 15.12.25

Area of learning	What we will be learning	
<p>Communication, Language and Literacy</p>	<p>Our focus this week is: Poetry</p> <p><u>This week we are learning:</u></p> <ul style="list-style-type: none"> • Can I write a poem? • Can I publish a poem? <p><u>At home you can:</u> Try and use our focus vocabulary at home with your child; <i>Speechless, spectacular, extraordinaire, rare, exotic.</i></p> <ul style="list-style-type: none"> – Play a game where you spot adjectives in books or around the house and talk about what makes them exciting. 	<p><u>Phonics and spelling focus:</u></p> <div style="text-align: center;">  </div> <p>This half term we will be beginning the Little Wandle 'Bridge to Spelling' programme which builds on the children's phonics knowledge so that they can become more confident, independent spellers.</p> <p>This week we will focus on reviewing and consolidating this half term's learning.</p> <p>At home you can practise using letter names with your child as we are starting to use these more frequently in class.</p> <div style="text-align: center;">  </div>
	<p><u>Handwriting:</u> This term we review and focus on zig zag and one armed robot letter families.</p> <div style="display: flex; justify-content: space-around;"> <div style="text-align: center;"> <p>One-armed Robot Letters</p>  <p>b h k m n p r</p> </div> <div style="text-align: center;"> <p>Zig-zag Letters</p>  <p>n w x z</p> </div> </div> <p>We will practise our handwriting 3 times a week working on:</p> <ul style="list-style-type: none"> • Whiteboards. • Big sheets • Handwriting sheets 	

<p>Mathematical Development</p>	<p>This week we will be naming and describing properties of 3D shapes.</p> <p><u>We will be learning:</u></p> <ul style="list-style-type: none"> • Can I recall names and properties of simple 3D shapes? • Can I identify 2D shapes on the surfaces of 3D shapes? <p><u>Words you might hear your child say:</u></p> <ul style="list-style-type: none"> – 3D shape – Face – Edge <p><u>With your child you could:</u></p> <ul style="list-style-type: none"> – Go on a shape hunt at home or on a walk. Can your child spot circles, triangles, rectangles, or other polygons in the environment? – Play a quick game of “Guess the Shape” where you describe a shape’s properties and your child guesses which one you mean. – Build pictures using 2D shapes (e.g., houses, rockets, animals) and talk about the shapes used.
<p>DT</p>	<p>In this unit, we will be answering the big question, ‘How can we make pictures move?’</p> <p><u>We will be learning:</u></p> <ul style="list-style-type: none"> • What is a slider? • What is a lever? • Can I design a moving parts picture? • Can I make an evaluate a product? <p><u>Words you might hear your child say:</u> Slider, lever, mechanism, slot, pivot.</p> <p><u>With your child you could:</u></p> <ul style="list-style-type: none"> – Explore books or cards with moving parts and talk about how the sliders or levers work. – Try making a simple moving picture at home using paper, card, and a split pin or folded paper as a lever. – Talk about everyday objects with levers or sliders, like doors, drawers, or toys, and see if your child can explain how they move.
<p>Jigsaw</p> 	<p>This half term, we will continue following our Jigsaw scheme and focus on learning how to ‘Celebrate Differences’</p> <p><u>This week we will be learning:</u> To understand that it is OK to be different from other people and to be friends with them</p>
<p>Physical Development</p>	<p>Jenny will lead our Tuesday PE sessions and class teachers will lead sessions on Wednesday. We will be learning Fitness/Yoga, as well as exploring a variety of indoor hand-eye games. Please ensure that your child has appropriate PE kit in school.</p>

Any Other Information	<p><u>Purple Mash homework (optional)</u></p> <p>There is no Purple Mash homework this week. Have a lovely break! Year Two</p>
-----------------------	---