








Hassocks Infant School
Weekly information for Parents and Carers
Weekly Overview

Year group: 2

Date: W.B. 26.1.26

Area of learning	What we will be learning	
<p>Communication, Language and Literacy</p>	<p>Our focus text this week is:</p>  <p>This week we are learning:</p> <ul style="list-style-type: none">• Can I listen to and talk about a poem?• Can I perform a poem? <p><u>At home you can:</u> On Purple Mash search 'Meeting the Mighty Dinosaurs' for and complete the quiz.</p> 	<p><u>Phonics and spelling focus:</u></p>  <p>Why do I drop the 'e' when I add the suffixes -ed, -ing, -er, -est and -y?</p> <p><u>Tricky words</u> any many</p> <p><u>Homophones</u> one/won</p> 
	<p><u>Handwriting:</u> This term we begin to learn diagonal joins.</p>  <p>We will practise our handwriting 3 times a week working on:</p> <ul style="list-style-type: none">• Whiteboards.• Big sheets• Handwriting sheets	

<p>Mathematical Development</p>	<p>We are on our final week of multiplication and division.</p> <p><u>We will be learning:</u></p> <ul style="list-style-type: none"> • How can we solve a multiplication problem? • Do we understand the information we need to solve a word problem? <p><u>Words you might hear your child say:</u> Array, multiplication, product, equation</p> <p><u>With your child you could:</u></p> <div data-bbox="389 506 558 676"> <p>A 3x3 grid with numbers 3, 6, 9, 12 and a question mark. The numbers are arranged in a sequence: 3, 6, 9, 12, and a question mark. The grid is partially filled with blue squares.</p> </div> <p>Counting in 2s, 5s and 10s Work out what comes next in each sequence using 2s, 5s and 10s Set by: Mrs. Hutchinson Assigned to: Elm, Holly, Oak</p> <p>Maths</p>
<p>RE</p>	<p>Our BIG question is: Why do we have rules and routines?</p> <p><u>We will be learning:</u></p> <ul style="list-style-type: none"> • What are the five pillars of Islam? • What rules do Humanists follow? <p><u>Words you might hear your child say:</u> Islam, Muslims, Five Pillars, Humanism, empathy, respect</p> <p><u>With your child you could:</u></p> <ul style="list-style-type: none"> – Talk about rules at home: Ask your child what rules and routines you have at home and why they are important. Compare these to rules that different people follow, such as the Five Pillars of Islam or Humanist ideas about kindness and respect. – Explore values together: Choose a value such as <i>respect</i> or <i>empathy</i> and talk about what it looks like in everyday life. Ask your child how they can show this at home, at school, or with friends.
<p>Art</p>	<p>We are excited to announce that this week is Art week.</p> <p>The overall focus will be on exploring colour. All year groups will use the same animation as a starting point for their work. The animation is by Erin Anfinson, called <i>In the Tallgrass</i>. She uses a range of photographs, painting and sketches to create the piece. Children will then have other artists to use for inspiration for the final piece.</p> <p>In Yr 2 our focus artist is Emma Burleigh</p>

	<p>We will be learning:</p> <ul style="list-style-type: none"> • Experiment with watercolour and explore effects. • Explore creating simple landscapes using watercolour. • Use watercolour to build landscapes and explore contrast. • Add detail and texture to watercolour with line drawing. • Plan a final landscape combining watercolour and line detail. • Complete a polished landscape using watercolour and line detail.
<p>Music</p>	<p>This week we will continue to learn the recorder.</p> <ul style="list-style-type: none"> • We will be learning the note B. • Continuing to practise, sing, move and perform a beat.
<p>Jigsaw</p> 	<p>This half term, we will continue following our Jigsaw scheme and focus on <u>Dreams and Goals</u>. We will be Celebrating Our Achievement</p> <p>This week our learning is:</p> <ul style="list-style-type: none"> • Know how to share success with other people • Set a long term goal or wish <p>Key vocabulary</p> <p>Learning together, success, celebrate, dream, goal, garden, achievement, proud</p>
<p>Physical Development</p>	<p>The class teacher will teach sports hall athletics a Wednesday. We will be having an inter-class competition at the end of the term!</p> <p>Jenny will teach dance on a Tuesday.</p>
<p>Any Other Information</p>	<p><u>Library week!</u> Please remember your library books.</p> <p><u>Purple Mash homework (optional)</u> You have 1 more week to complete your purple mash challenge. Check your 2dos</p> <div data-bbox="379 1518 1433 1697" style="background-color: #e6e6fa; padding: 10px;">  <p>Mary Anning Factfile Use this template to write about Mary Anning, famous for discovering fossils of prehistoric creatures. Set by: Mrs. Hutchinson Assigned to: Elm, Holly, Oak History Science</p> </div> <p><u>Windmills visit</u> Year 2 are going to go to Windmills to see their choir perform the songs from their 'big sing' on Monday 9th February at 2pm. We are in need of extra adults to supervise walking the children there and back. If you would like to help, please let the office know.</p>