



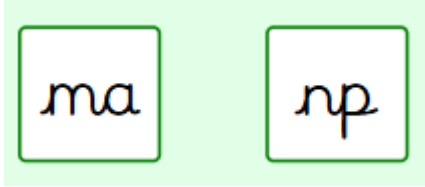


Hassocks Infant School  
Weekly information for Parents and Carers  
Weekly Overview

Year group: 2

Date: W.B. 2.2.26

Area of learning	What we will be learning	
<p>Communication, Language and Literacy</p>	<p>Our focus text this week is:</p>  <p><b><u>This week we are learning:</u></b>            Can I find exciting vocabulary?            Can I think words to describe movement?            Can I create a word mat?            Can I make word choices?</p> <p><b><u>At home you can:</u></b></p>  <p><b>2Paint - Dinosaur Pattern Example</b>            Example of using the pattern feature to make a dinosaur pattern.  <b>Set by:</b> Mrs. Hutchinson  <b>Assigned to:</b> Elm, Holly, Oak  <b>Number of children with work:</b> 0/89</p> <p><b>Art</b></p>	 <p><b><u>Phonics and spelling</u></b>  <b><u>focus:</u></b>            Why do some words end 'ge' or 'dge'?            Why can /j/ be spelled 'j' or 'g' in different words?</p> <p><b><u>Homophones</u></b>            where/wear</p> 
	<p><b><u>Handwriting:</u></b>            This term we begin to learn diagonal joins.</p> <div style="text-align: center;">  </div> <p>We will practise our handwriting 3 times a week working on:</p> <ul style="list-style-type: none"> <li>• Whiteboards.</li> <li>• Big sheets</li> <li>• Handwriting sheets</li> </ul>	
<p>Mathematical Development</p>	<p>Over the next 3 weeks we will be looking at multiplication and division.</p> <p><b><u>We will be learning:</u></b></p> <ul style="list-style-type: none"> <li>• How do we share equally?</li> <li>• How do we know when sharing is fair?</li> <li>• Is the sharing equal?</li> <li>• How many groups can we make?</li> </ul>	

	<p><u>Words you might hear your child say:</u></p> <p><u>With your child you could:</u></p> <div data-bbox="387 293 528 443"> </div> <p><b>Funky Platform</b>  Time your jumps across the platforms to match the target number; don't fall into the abyss!  <b>Set by:</b> Mrs. Hutchinson  <b>Assigned to:</b> Elm, Holly, Oak  <b>Number of children with work:</b> 0/89</p> <p><b>Maths</b></p>
<p><b>Science</b></p>	<p>Our BIG question is: What happens when plants grow?</p> <p><u>We will be learning:</u>  What are the stages of the plant life cycle?</p> <p><u>Words you might hear your child say:</u>  Life cycle, seed, seedling, flower.</p> <p><u>With your child you could:</u></p> <ul style="list-style-type: none"> <li>- Look for plants in the garden, park, or on a walk.</li> <li>- Talk about what stage they might be at: <ul style="list-style-type: none"> <li>o <i>Is it a seed? A small plant? A flower?</i></li> </ul> </li> </ul>
<p><b>Computing</b></p> <div data-bbox="119 1193 341 1359"> </div>	<p>We are looking at online safety.</p> <p><b>Searching and sharing:</b></p> <p>We are learning:</p> <ul style="list-style-type: none"> <li>• how to refine searches using the Search tool.</li> <li>• how to share work electronically using the display boards. •</li> <li>• to use digital technology to share work on Purple Mash to communicate and connect with others locally.</li> </ul> <p><b>Email using 2Respond:</b></p> <p>We are learning:</p> <ul style="list-style-type: none"> <li>- to introduce Email as a communication tool using 2Respond simulations.</li> <li>- to understand how we talk to others when they are not there in front of us.</li> <li>- to open and send simple online communications in the form of email</li> </ul>
<p><b>Music</b></p>	<p>This week we will continue to learn the recorder.</p> <ul style="list-style-type: none"> <li>• We will be learning the note B.</li> </ul>

	<ul style="list-style-type: none"> <li>Continuing to practise, sing, move and perform a beat.</li> </ul>
<p><b>Physical Development</b></p>	<p>The class teacher will teach sports hall athletics on a Wednesday. Jenny will teach dance on a Tuesday.</p>
<p>Any Other Information</p>	<p><b>Purple Mash homework (optional)</b> Starts this week! Check your 2dos</p> <div data-bbox="384 383 587 584"> </div> <p><b>Plants Labelling</b> Label the parts of the plant. <b>Set by:</b> Mrs. Hutchinson <b>Assigned to:</b> Elm, Holly, Oak</p> <p><b>Science</b></p> <p><b>Boxes!</b> Next week we will be making dino buggies in DT and need cardboard boxes, shoe boxes, tissue boxes, cereal boxes (no bigger than a cereal box as we will be adding wheels and they will be too big to travel!) Please start collecting and send them in by the end of the week. Thanks</p>