

Welcome to Hassocks Infant School



Hassocks Infant School

★ Explore ★ Respect ★ Flourish



Meet the Team

The Senior Leadership Team



Adrian Bates-Holland
Headteacher *



Claire Byford
Deputy Headteacher *



**Hannah Mitchell
(Mrs Elson)**
Early Years Lead



Alison Green
Inclusion Lead & SENCO *



Mary Hutchinson
Key Stage 1 Lead

* = Designated
Safeguarding Leads



Hassocks Infant School

☆ Explore ☆ Respect ☆ Flourish



Meet the Team

Our Reception Team

Willow



Miss Hannah Mitchell (Mrs Elson)
Class Teacher



Miss Nicky Cobbett
Teaching Assistant



Beech



Miss Francesca Barrett



Mrs Sarah McVeigh
Teaching Assistant



Cherry




Mrs Claire Daniels
Class Teacher



Ms Sarah Stimson
Class Teacher



Mrs Jules Beale
Teaching Assistant



Mrs Lauren Parrott
Teaching Assistant



Meet the Team

Our Admin Team



Mrs Amanda Cole
School Secretary



Mrs Sandra Brownjohn
Business Manager




Mrs Helen Blake
Admin Assistant

Hassocks Infant School

★ Explore ★ Respect ★ Flourish



Meet the Team



Teddy
Head Creature

Hassocks Infant School

★ Explore ★ Respect ★ Flourish





Hassocks Infant School



Windmills Junior School



Hassocks Infant School

★ Explore ★ Respect ★ Flourish



What Does My Child Need?

Uniform



Grey pinafore dress

Grey skirt

Grey trousers

Grey shorts

Plain grey jogging bottoms

Pink and white or red and white checked or striped summer dress

Plain white blouse

Plain white polo shirt

Burgundy school sweatshirt

Burgundy cardigan

Shoes: Sensible, plain black, closed shoes only.

Note: Boots should not be worn to school.



Hassocks Infant School

★ Explore ★ Respect ★ Flourish



What Does My Child Need?



No rucksacks. Avoid adding key rings.
Please ensure that every item is clearly labelled with your child's name!

PE Kits:
Black PE shorts,
joggings or leggings

White t-shirt

Summer Term-
Plain plimsolls or
trainers



Hassocks Infant School

★ Explore ★ Respect ★ Flourish



Named wellington boots



Hassocks Infant School

★ Explore ★ Respect ★ Flourish



School Dinners



Information on our website > [New Reception Starters 2026](#) > School meals

We will provide updates when we have more information from the new provider.



Hassocks Infant School

★ Explore ★ Respect ★ Flourish



Pupil Premium Funding

The school receives additional funding to support children eligible for free school meals. The funding is used to support children's learning in school.

- Income Support
- income-based Jobseeker's Allowance
- income-related Employment and Support Allowance
- support under Part VI of the Immigration and Asylum Act 1999
- the guaranteed element of Pension Credit
- Child Tax Credit (provided you're not also entitled to Working Tax Credit and have an annual gross income of no more than £16,190)
- Working Tax Credit run-on - paid for 4 weeks after you stop qualifying for Working Tax Credit
- Universal Credit - if you apply on or after 1 April 2018 your household income must be less than £7,400 a year (after tax and not including any benefits you get)



Eligible children do not need to pay for their school jumper or book bag. We also use some of this funding to enable children to access clubs and trips.



Hassocks Infant School

★ Explore ★ Respect ★ Flourish



Transition Arrangements

Group 1

Group 2



Hassocks Infant School

★ Explore ★ Respect ★ Flourish



Transition Arrangements

Date	Activity
May & June	Information handover with pre-schools Visits to main pre-school settings
Thurs 18.6	1st Visit: Teddy Bear's Picnic on school field 3.30 - 4pm Enter through Reception gate- Chancellors Park
Fri 26.6	2nd Visit: 45-minute visit to classes Group 1: 9.30-10.15 / Group 2: 10.30-11.15 <u>One</u> adult is invited to join for this session.
Weds 1.7	3rd Visit: 45-minute visit to classes Group 1: 9.30-10.15 / Group 2: 10.30-11.15 Drop off at classroom doors.
Weds 1.7 & Thurs 2.7	1:1 Parent Meetings Please sign up for an appointment before you leave!
	Summer Holidays 01.9: INSET Day. School closed for all children.



Hassocks Infant School

★ Explore ★ Respect ★ Flourish



Plans for September

Date	Group 1	Group 2
Tues 1.9	INSET Day	
Weds 2.9	9.00 - 11.00	1.00 - 3.00
Thurs 3.9	9.00-12.45 (Group 1 to stay for lunch)	1.30 - 3.00
Fri 4.9	1.30 - 3.00	9.00 - 12.45 (Group 2 to stay for lunch)
Mon 7.9 onwards	All day <i>Our school day starts at 8.50 and ends at 3pm</i>	



Hassocks Infant School

★ Explore ★ Respect ★ Flourish

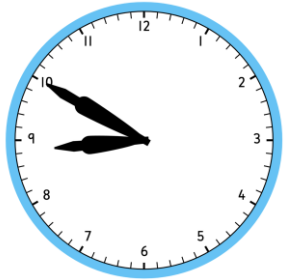


Timings of Our School Day

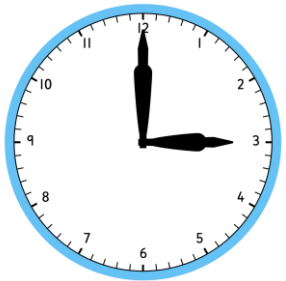
The majority of our children start school full-time.

If your child requires a part-time space, we ask you to put this request into writing to the Headteacher.

Please note that children are expected to attend 5 days a week on part-time timetable.



Start of the school day:
8.50am



End of the school day:
3pm



We ask all parents to avoid booking holidays during term-time. Every day counts!



Hassocks Infant School

★ Explore ★ Respect ★ Flourish



Wraparound Care



Kudize Club provide a breakfast an after-school club, on-site at Hassocks Infant School.

Breakfast club is open from 7.30am.
After school club is open until 6pm.

Please speak to Kudize Club or contact them directly for further information:

<https://kudizeclubltd.com>



GIVE US A CALL

07714 391851



EMAIL QUESTIONS

enquiries@kudizeclubltd.com




Hassocks Infant School

★ Explore ★ Respect ★ Flourish



1:1 Parent Consultations





EYFS Codes

Area of Learning	Code
Communication and Language	CAL
Personal, Social and Emotional Dev	PSED
Fine Motor	FMR
Gross Motor	GMR
Reading	RDG
Writing	WRT
Comprehension	COMP
Number	NUM
Numerical Pattern	NPT
Past and Present	PAP
People, Cultures and Communities	PCC
The Natural World	TNW
Expressive Arts and Design	EAD
Creating with Materials	CWM
Being Imaginative and Expressive	BIE

- Tapestry is an online journal. It is a way to collect photos, videos and observations – to share information about what your child is learning
- This helps staff to assess children's learning and plan the next learning steps
- It can be accessed through the website or app
- We use observations to capture 'wow' moments
- We will upload observations throughout the week, these will vary infrequency
- Observations are titled with a code to show which area from the curriculum it relates to
- Please add observations from home-these may be of days out, achievements or just moments you would like to share
- Photo permission- we need to have permission to take photos and videos of your child to be able to record their learning on Tapestry.

Reading

Sharing Book

- Chosen by your child
- Independently change
- To read for pleasure



Phonics Book

- Wordless to begin with
- Then matched to phonics level
- Workshops in Autumn for support
- Record reading in green book



Library Book

- Scanned out of library
- One book at a time
- Changed once a week

We're Going on a Bear Hunt
Michael Rosen Helen Oxenbury



Medium Term Plan- Sent home every half term

<p>Personal, Social and Emotional Development:</p> <ul style="list-style-type: none"> • During the first weeks of school, we will be learning how to follow the routines in our classrooms. This includes sitting on the carpet and going to lunch. • We will focus on key social skill such as making friends, turn taking and following rules. • We will also introduce the zones of regulation and learn how to use them. 	<p>Physical Development:</p> <ul style="list-style-type: none"> • We will practise using a knife and fork to cut our food during lunchtime. • We will learn how to negotiate space safety whilst in the playground. • We will also practise taking off and putting back on our shoes and socks. • We will also learn how to participate in group games and follow the rules. • We will start to develop our mark-making skills, focussing on how to hold a pencil. 	<p>Communication and Language:</p> <ul style="list-style-type: none"> • We will develop our listening skills during group activities, carpet times and by working with talk partners. • We will listen to and join in with our favourite story books. • We will talk about ourselves and our families and share past experiences, for example our last birthday. • We will explore how to ask a question, to find out more information.
<p>Literacy:</p> <ul style="list-style-type: none"> • We will develop our pre-phonics skills by playing listening games, identifying initial sounds, simple rhyming and oral blending. • The children will begin our phonics scheme Little Wandle. We will be learning the sounds <i>s,a,t,p,l,n,m,d,g,o,c,k,ck,e,u,r,h,b,f,l</i>. We will also learn how to write these sounds, focussing on letter formation. We will also learn the tricky words 'is', 'I' and 'the'. 	 <p>Autumn 1 Marvellous</p>	<p>Maths:</p> <ul style="list-style-type: none"> • We will learn to subitise. This is the ability to recognise an amount without physically counting. An example of this is when we recognise the amount on a dice. • To count objects accurately. • To match and sort objects. • To sequence events. • To repeat a pattern, this may be using shapes or colours.
<p>Understanding The World:</p> <ul style="list-style-type: none"> • We will explore our history and the changes that have taken place as we've grown. • We will use historical vocabulary such as 'first, then, now'. • We will explore the roles and occupations of key people in our school and local community. • We will explore the computers and how they work. • We will spend time in our Mud Kitchen, learning how to be curious about our natural world. 	<p>Expressive Art and Design:</p> <ul style="list-style-type: none"> • We will explore the different areas of our classroom including the role play and construction area. • We will develop our creative skills by learning how to cut and stick, use block paints and paint pumps. • We will celebrate Harvest Festival by learning the song 'Big Red Combine Harvester'. 	<p>At home</p> <ul style="list-style-type: none"> • Take your jumper on and off by yourself. • Retell a story and act it out using role play or small world. • Play a turn-taking game. • Keep on going until you complete a puzzle. • Using a knife and fork to eat your dinner. <p>Topic support</p> <ul style="list-style-type: none"> • Look back at baby and toddler photos and talk about the changes you notice. • Talk about different occupations and the roles people have in our community.

Weekly Wonders- Sent home weekly

These are from the perspective of your child and can be used by you as prompts.

- **Ask me** - these questions have been designed to encourage your child to share the learning from the week.
- **Show me** - this gives you some ideas of activities or items you could share with your child to support their learning.
- **Tell me** - these are questioning your child is asking you, to further develop their understanding.
- **Messages** - these are key messages and reminders for the week



A Typical Day in Reception!



Morning Routine



- **Pegs**- Coats and book bags on pegs
- **Water Bottle**- into tray
- **Self-Registration**- Recognise and move name, to show they have arrived

We encourage the children to be independent and to complete these jobs by themselves when they arrive in the morning

Example Timetable- Autumn 1

9:00-9.15	9.15-9.30	9.30-10.15	10:15-10:30	10.30-11.15-	11.15-11.30	11:45 - 12:45	12:45-1:15	1:15- 2:15	2:20 - 3
Self-register	Carpet Time	Self-Initiated	Phonics & Snack	Self-Initiated	Carpet (Maths)	Lunch	Calm Time	Self-Initiated	Singing
Choosing		(Inside & Outside)		(Inside & Outside)			Carpet Time	(Inside & Outside)	Story
									Home Time

- Children arrive and choose activities in the classroom
- Carpet times are kept to 5-10 minutes, and build up to 15 minutes
- Self-Initiated time: children explore inside & outside
- After lunch 'Calm time'
- Singing and story before home



Getting Ready For Reception.


Can they recognise their own name?



Can they wipe their nose, wash their hands and use the toilet independently?

The website www.eric.org.uk has some helpful tips for those children who need support going to the toilet.

Can they get dressed and undressed independently?



Do they ask adults for help when they find something tricky?


Can they draw pictures and talk to you about what they've drawn?



Can they join in with songs and rhymes?



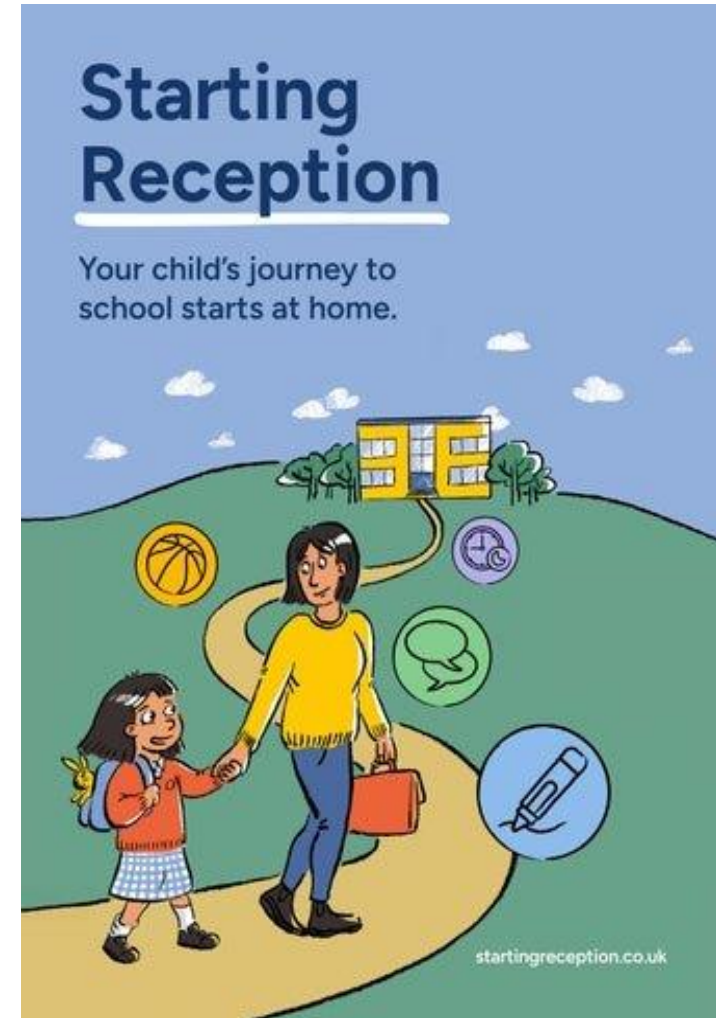
Have they completed a puzzle or simple game?



Are they able to share, take turns and cope with losing a game?



<https://startingreception.co.uk/potty-training/>



YOHIS



Friends of Hassocks Infant School

Hassocks Infant School

★ Explore ★ Respect ★ Flourish

YOHIS



What do we do and why do we do it?



YOHIS



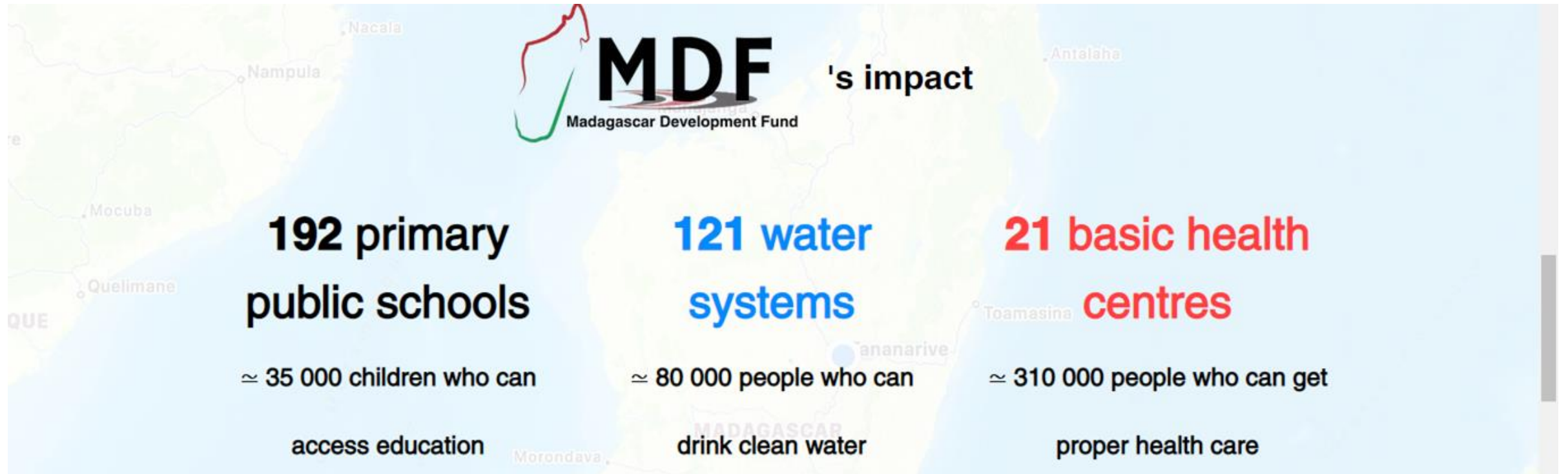
New items...



YOHIS



The Madagascar Development Fund



SUMMER FAIR

Saturday 20th June
1pm to 4pm

HASSOCKS INFANT SCHOOL

FREE ENTRY

JOIN US FOR LOTS OF FUN!

- bouncy castle •
- bouncy obstacle course •
- hook a duck •
- cornhole •
- tin can alley •
- air shoot •
- market stalls •
- yummy food •
- drinks •
- and much more!

Find us on socials for more details

YOHIS

SUMMER FAIR

Splat a Rat
Cornhole
Mouse Hole Golf
Tin Can Alley
Hook a Duck
Arts and Crafts
Facepainting
Sweet Tombola
Teddy Tombola
Books

Wine or Air
Uniform
Books
Plants
Tombola
Tropics
Lemon Heart Gifts
Temporary Tattoos
Bric a Brac

INFLATABLES!

Finalising some more...

We
need
you!



New ideas...

Thank you!



Hassocks Infant School

★ Explore ★ Respect ★ Flourish



Any Questions...?

Next steps...

We are regularly updating our school website with information about our school. Please have a look at this site.

If you are unable to find the information you are looking for, please contact the school office who will be able to help you.



Hassocks Infant School

★ Explore ★ Respect ★ Flourish

